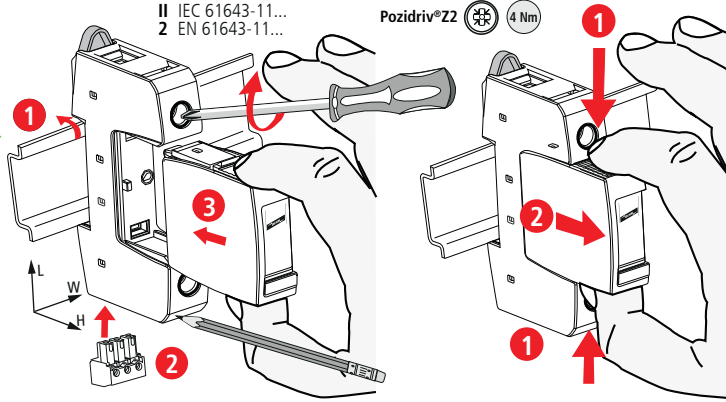




DEHNguard® S DG S ... (FM)

- DE Einbauanleitung
- GB Installation instructions
- IT Istruzioni di montaggio
- FR Instructions de montage
- NL Montagehandleiding
- ES Instrucciones de montaje
- PT Instruções de montagem
- DK Monteringsvejledning
- SE Monteringsanvisning
- FI Asennusohje
- GR Οδηγίες συναρμολόγησης
- PL Instrukcja montażu
- CZ Návod k montáži
- TR Montaj kılavuzu
- RU Инструкция по монтажу
- CN 安装说明
- HU Szerelési útmutató
- JP 設置説明書



II IEC 61643-11...  
2 EN 61643-11...

Pozidriv®Z2 4 Nm

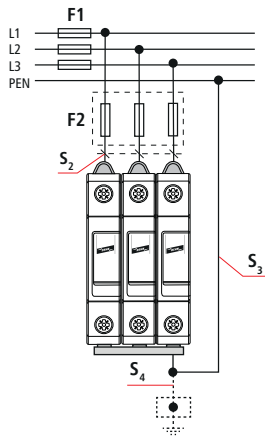
DG S ... (FM)	48	75	150	275	320	385	440	600
U <sub>N</sub> / Tol.: 0V ... U <sub>c</sub>	42 V	60 V	120 V	230 V	230 V	230 V	400 V	480 V
U <sub>c, AC</sub>	48 V~	75 V~	150 V~	275 V~	320 V~	385 V~	440 V~	600 V~
f <sub>N</sub>	50 / 60 Hz							
max. I <sub>gG</sub>	125 A gG							
I <sub>max</sub>	25 kA	40 kA	40 kA	40 kA	40 kA	40 kA	40 kA	30 kA
I <sub>SCCR</sub>	50 kA <sub>rms</sub> / 25 kA <sub>rms</sub>							
θ°	-40°C ... + 80°C							
φ	5% ... 95%							
I <sub>PE</sub>	< 0,5 mA							
IP 1)	20							
L x W x H	90 mm x 18 mm x 73 mm							

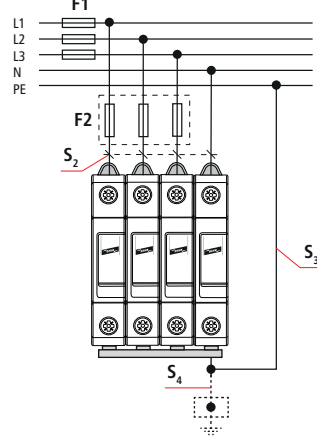
U <sub>c, DC</sub>	--	100 V-	200 V-	350 V-	420 V-	500 V-	585 V-	600 V-
max. I <sub>gG</sub>	--	80 A gG			80 A gPV			
I <sub>SCCR</sub>	--	5000 A-						

min. □ L, N, PE	12 mm	12 mm	12 mm	1.5 mm²
max. □ L, N, PE	25 mm²	35 mm²		
□	16 mm² Cu	≥15.5 mm		

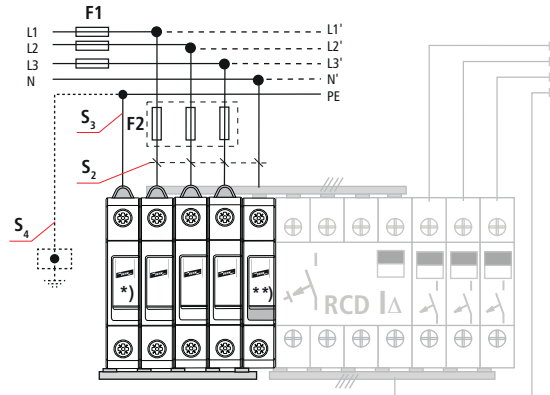
TN-C



TN (-C) -S



TT 3+1



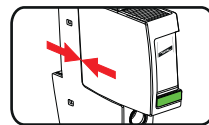
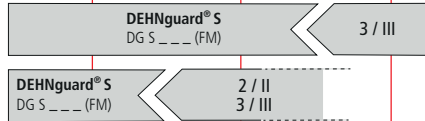
\*) DGP C S (FM) 952 030 (035) \*\*) DK 25 952 699



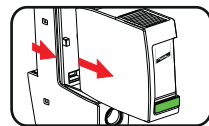
F1	48, 75, 150, 275, 320, 385, 440	F1 > 125 A gG	F1 > 100 A gG
	600	F2 ≤ 125 A gG	F2 ≤ 100 A gG
F2	48, 75, 150, 275, 320, 385, 440	F1 ≤ 125 A gG	F1 ≤ 100 A gG
	600		

DEHNguard® S DG S ... (FM)				48, 75, 150, 275, 320, 385, 440		600	
A gG	S <sub>2</sub> / mm²	S <sub>3</sub> / mm²	S <sub>4</sub> / mm²	A gG	A gG		
25	4	6	6	---	---		
35	4	6	6	---	---		
40	4	6	6	---	---		
50	6	6	6	---	---		
63	10	10	10	---	---		
80	10	10	10	---	---		
100	16	16	16	---	---		
>100	16	16	16	---	100		
125	16	16	16	---	100		
>125	16	16	16	125	100		

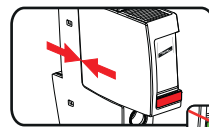
LPZ 0<sub>A</sub> | LPZ 0<sub>B</sub> | LPZ 1 | LPZ 2 | LPZ 3



DG MOD ... ✓



DG MOD ... ✓



www.dehn.de  
www.dehn-international.com

DEHNguard® S DG S ... FM	
U <sub>N</sub> / I <sub>N</sub>	AC: 250 V / 0.5 A
	DC: 250 V / 0.1 A 125 V / 0.2 A 75 V / 0.5 A
max. 1.5 mm²	

